

MODUL

PURE soft line

The system features a comprehensive range of elements and is easy to install.

The Pure, Line and Soft design lines reflect a modern, sophisticated and independent lifestyle.

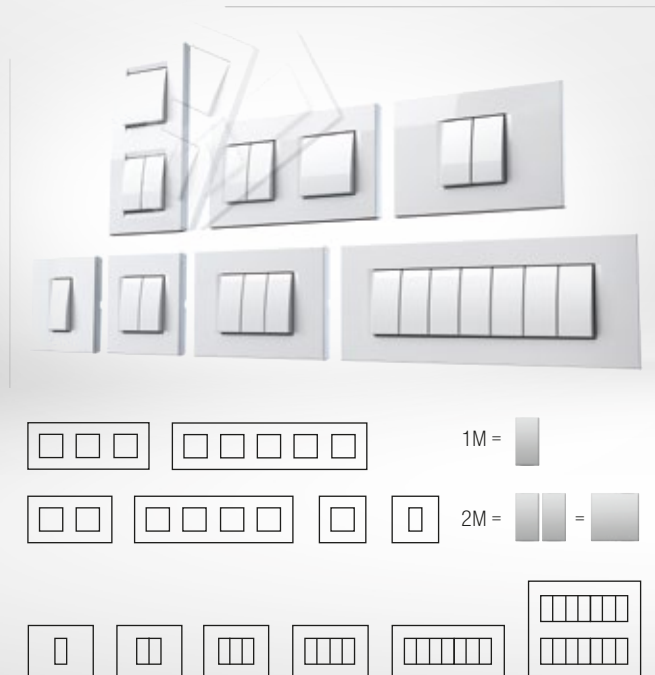
You can choose from a wide and rich selection of colours, patterns and shapes to customise the appearance of your switches and sockets so that they fit the desired atmosphere and mood.



Three design lines



All possible combinations



Five colour options for functional elements



More than 20 different colours of the decorative cover plates



Switch sets can be positioned in many different ways, regardless of whether the box is round or rectangular, individual or serial.

TEM

MODUL



www.tem-si.com

EN WJ2021EN (18338)

Distributor

TEM

TEM ČATEŽ d.o.o. • SI-8212 VELIKA LOKA
ČATEŽ 13, SLOVENIJA • tem@tem.si

2021 Quick Guide

TEM

Select your
DESIGN

Select your
COLOUR

Create your
CONFIGURATION

Use the
APP


1

2


3

4


MODUL
soft



MODUL
line



MODUL
PURE



metal

glass

wood

