




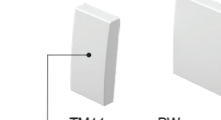
SWITCHES SM





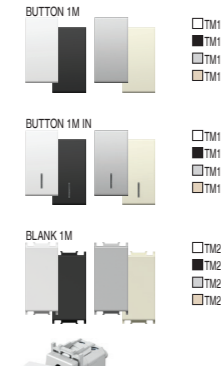
| type | description | technical data | size | colour | option data 1 | option data 2 |
|------|-------------------|----------------|------|---|--|---|
| SM10 | SWITCH 1-WAY | 16AX 250V-1M | 1M | <input type="checkbox"/> PW polar white <input type="checkbox"/> ES soft touch black <input type="checkbox"/> ES elox silver <input type="checkbox"/> IW ivory white | <input type="checkbox"/> NT neutral <input type="checkbox"/> IN indicator | <input type="checkbox"/> O1 <input type="checkbox"/> O2 <input type="checkbox"/> O3 |
| SM11 | PUSH BUTTON 1-WAY | 16A 250V-1M | 1M | <input type="checkbox"/> PW polar white <input type="checkbox"/> ES soft touch black <input type="checkbox"/> ES elox silver <input type="checkbox"/> IW ivory white | <input type="checkbox"/> NT neutral <input type="checkbox"/> IN indicator | <input type="checkbox"/> O1 <input type="checkbox"/> O2 <input type="checkbox"/> O3 |
| SM12 | SWITCH 1-WAY | 25A 250V-1M | 1M | <input type="checkbox"/> PW polar white <input type="checkbox"/> ES soft touch black <input type="checkbox"/> ES elox silver <input type="checkbox"/> IW ivory white | <input type="checkbox"/> NT neutral <input type="checkbox"/> IN indicator | <input type="checkbox"/> O1 <input type="checkbox"/> O2 <input type="checkbox"/> O3 |



BUTTONS TM



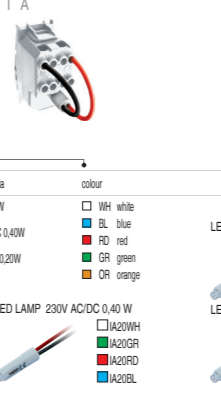

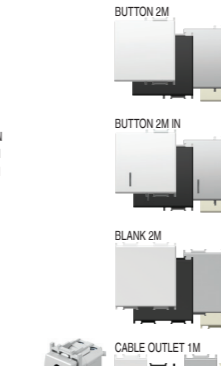
| type | description | technical data | size | colour | option data 1 | option data 2 |
|------|-------------|----------------|------|---|--|---|
| TM11 | BUTTON | 1M | 1M | <input type="checkbox"/> PW polar white <input type="checkbox"/> ES soft touch black <input type="checkbox"/> ES elox silver <input type="checkbox"/> IW ivory white | <input type="checkbox"/> NT neutral <input type="checkbox"/> IN indicator | <input type="checkbox"/> O1 <input type="checkbox"/> O2 <input type="checkbox"/> O3 |
| TM12 | BUTTON | 2M | 2M | <input type="checkbox"/> PW polar white <input type="checkbox"/> ES soft touch black <input type="checkbox"/> ES elox silver <input type="checkbox"/> IW ivory white | <input type="checkbox"/> NT neutral <input type="checkbox"/> IN indicator | <input type="checkbox"/> O1 <input type="checkbox"/> O2 <input type="checkbox"/> O3 |
| TM21 | BLANK | 1M | 1M | <input type="checkbox"/> PW polar white <input type="checkbox"/> ES soft touch black <input type="checkbox"/> ES elox silver <input type="checkbox"/> IW ivory white | <input type="checkbox"/> NT neutral <input type="checkbox"/> IN indicator | <input type="checkbox"/> O1 <input type="checkbox"/> O2 <input type="checkbox"/> O3 |



SOCKETS VM



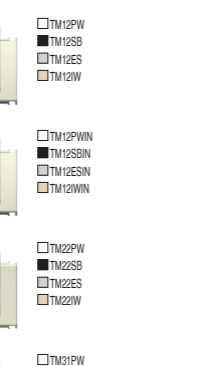
| type | description | technical data | size | colour | option data 1 | option data 2 |
|------|--------------------------|------------------|------|--|--|---|
| VM10 | SOCKET SCHUKO-KS | 2P-E 16A 250V-2M | 2M | <input type="checkbox"/> PW polar white <input type="checkbox"/> ES soft touch black <input type="checkbox"/> ES elox silver <input type="checkbox"/> IW ivory white <input type="checkbox"/> GR green <input type="checkbox"/> OR orange | <input type="checkbox"/> NT neutral <input type="checkbox"/> IN indicator | <input type="checkbox"/> O1 <input type="checkbox"/> O2 <input type="checkbox"/> O3 |
| VM11 | SOCKET SCHUKO +KS +COVER | 2P-E 16A 250V-2M | 2M | <input type="checkbox"/> PW polar white <input type="checkbox"/> ES soft touch black <input type="checkbox"/> ES elox silver <input type="checkbox"/> IW ivory white <input type="checkbox"/> GR green <input type="checkbox"/> OR orange | <input type="checkbox"/> NT neutral <input type="checkbox"/> IN indicator | <input type="checkbox"/> O1 <input type="checkbox"/> O2 <input type="checkbox"/> O3 |
| VM20 | SOCKET EURO-KS | 2P 10A 250V-1M | 1M | <input type="checkbox"/> PW polar white <input type="checkbox"/> ES soft touch black <input type="checkbox"/> ES elox silver <input type="checkbox"/> IW ivory white <input type="checkbox"/> GR green <input type="checkbox"/> OR orange | <input type="checkbox"/> NT neutral <input type="checkbox"/> IN indicator | <input type="checkbox"/> O1 <input type="checkbox"/> O2 <input type="checkbox"/> O3 |



ELECTRONICS EM






| type | description | technical data | size | colour | option data |
|------|-----------------------|----------------|------|---|---|
| EM10 | DIMMER ROTATIVE | R 300W | 1M | <input type="checkbox"/> PW polar white <input type="checkbox"/> SB soft touch black <input type="checkbox"/> ES elox silver <input type="checkbox"/> IW ivory white | <input type="checkbox"/> RD red <input type="checkbox"/> GR green <input type="checkbox"/> OR orange <input type="checkbox"/> RG red/green <input type="checkbox"/> BL blue |
| EM12 | DIMMER ROTATIVE 2-WAY | RL 300W | 1M | <input type="checkbox"/> PW polar white <input type="checkbox"/> SB soft touch black <input type="checkbox"/> ES elox silver <input type="checkbox"/> IW ivory white | <input type="checkbox"/> RD red <input type="checkbox"/> GR green <input type="checkbox"/> OR orange <input type="checkbox"/> RG red/green <input type="checkbox"/> BL blue |
| EM21 | DIMMER INBOX | RLC 300W | / | <input type="checkbox"/> PW polar white <input type="checkbox"/> SB soft touch black <input type="checkbox"/> ES elox silver <input type="checkbox"/> IW ivory white | <input type="checkbox"/> RD red <input type="checkbox"/> GR green <input type="checkbox"/> OR orange |



SOCKETS V M




| type | description | technical data | size | colour | option data |
|------|--------------------------|------------------|------|--|--|
| VM10 | SOCKET SCHUKO-KS | 2P-E 16A 250V-2M | 2M | <input type="checkbox"/> PW polar white <input type="checkbox"/> ES soft touch black <input type="checkbox"/> ES elox silver <input type="checkbox"/> IW ivory white <input type="checkbox"/> GR green <input type="checkbox"/> OR orange | <input type="checkbox"/> NT neutral <input type="checkbox"/> IN indicator |
| VM11 | SOCKET SCHUKO +KS +COVER | 2P-E 16A 250V-2M | 2M | <input type="checkbox"/> PW polar white <input type="checkbox"/> ES soft touch black <input type="checkbox"/> ES elox silver <input type="checkbox"/> IW ivory white <input type="checkbox"/> GR green <input type="checkbox"/> OR orange | <input type="checkbox"/> NT neutral <input type="checkbox"/> IN indicator |
| VM20 | SOCKET EURO-KS | 2P 10A 250V-1M | 1M | <input type="checkbox"/> PW polar white <input type="checkbox"/> ES soft touch black <input type="checkbox"/> ES elox silver <input type="checkbox"/> IW ivory white <input type="checkbox"/> GR green <input type="checkbox"/> OR orange | <input type="checkbox"/> NT neutral <input type="checkbox"/> IN indicator |



COMMUNICATIONS KM




| type | description | technical data | size | colour | option data |
|------|------------------------|----------------|------|---|-------------|
| KM10 | SOCKET TV BASIC | 0dB | 1M | <input type="checkbox"/> PW polar white <input type="checkbox"/> SB soft touch black <input type="checkbox"/> ES elox silver <input type="checkbox"/> IW ivory white | |
| KM11 | SOCKET TV END-LINE | 1dB | 1M | <input type="checkbox"/> PW polar white <input type="checkbox"/> SB soft touch black <input type="checkbox"/> ES elox silver <input type="checkbox"/> IW ivory white | |
| KM12 | SOCKET TV THROUGH-PASS | 10dB | 1M | <input type="checkbox"/> PW polar white <input type="checkbox"/> SB soft touch black <input type="checkbox"/> ES elox silver <input type="checkbox"/> IW ivory white | |




SETS CM



| type | description | technical data | size | colour | option data |
|------|----------------------|------------------|------|---|--|
| CM10 | SOCKET SET 2x SCHUKO | 2P-E 16A 250V-4M | 4M | <input type="checkbox"/> PW polar white <input type="checkbox"/> SB soft touch black <input type="checkbox"/> ES elox silver <input type="checkbox"/> IW ivory white | <input type="checkbox"/> OL cover plate LINE <input type="checkbox"/> OS cover plate SOFT |
| CM11 | SOCKET SET 3x SCHUKO | 2P-E 16A 250V-7M | 7M | <input type="checkbox"/> PW polar white <input type="checkbox"/> SB soft touch black <input type="checkbox"/> ES elox silver <input type="checkbox"/> IW ivory white | <input type="checkbox"/> OL cover plate LINE <input type="checkbox"/> OS cover plate SOFT |
| CM15 | LINK WIRE SET | 3x1.5mm² | 1M | <input type="checkbox"/> PW polar white <input type="checkbox"/> SB soft touch black <input type="checkbox"/> ES elox silver <input type="checkbox"/> IW ivory white | |



COVER PLATES PURE OP



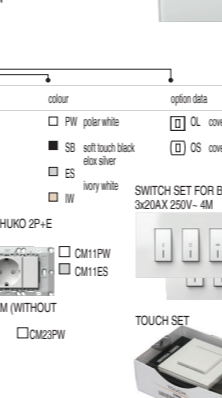
| type | description | size | colour |
|------|------------------|------|---|
| OP13 | COVER PLATE PURE | 1/3M | <input type="checkbox"/> MH hammered steel <input type="checkbox"/> WE etched iron <input type="checkbox"/> MS satin silver <input type="checkbox"/> MN satin nickel |
| OP20 | COVER PLATE PURE | 2M | <input type="checkbox"/> MH hammered steel <input type="checkbox"/> WE etched iron <input type="checkbox"/> MS satin silver <input type="checkbox"/> MN satin nickel |
| OP23 | COVER PLATE PURE | 2/3M | <input type="checkbox"/> MH hammered steel <input type="checkbox"/> WE etched iron <input type="checkbox"/> MS satin silver <input type="checkbox"/> MN satin nickel |



COVER PLATES LINE OL



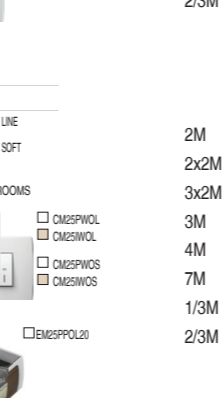


| type | description | size | colour |
|------|------------------|------|---|
| OL20 | COVER PLATE LINE | 2M | <input type="checkbox"/> PW polar white <input type="checkbox"/> IW ivory white <input type="checkbox"/> ES elox silver <input type="checkbox"/> SB soft touch black |
| OL24 | COVER PLATE LINE | 2x2M | <input type="checkbox"/> PW polar white <input type="checkbox"/> IW ivory white <input type="checkbox"/> ES elox silver <input type="checkbox"/> SB soft touch black |
| OL28 | COVER PLATE LINE | 3x2M | <input type="checkbox"/> PW polar white <input type="checkbox"/> IW ivory white <input type="checkbox"/> ES elox silver <input type="checkbox"/> SB soft touch black |



COVER PLATES LINE OL



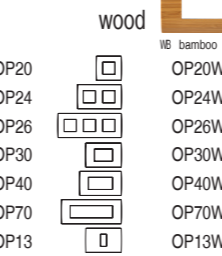
| type | description | size | colour |
|------|------------------|------|---|
| OL30 | COVER PLATE LINE | 2M | <input type="checkbox"/> PW polar white <input type="checkbox"/> IW ivory white <input type="checkbox"/> ES elox silver <input type="checkbox"/> SB soft touch black |
| OL34 | COVER PLATE LINE | 2x2M | <input type="checkbox"/> PW polar white <input type="checkbox"/> IW ivory white <input type="checkbox"/> ES elox silver <input type="checkbox"/> SB soft touch black |
| OL38 | COVER PLATE LINE | 3x2M | <input type="checkbox"/> PW polar white <input type="checkbox"/> IW ivory white <input type="checkbox"/> ES elox silver <input type="checkbox"/> SB soft touch black |



COVER PLATES LINE OL



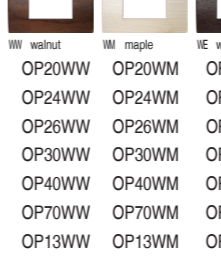
| type | description | size | colour |
|------|------------------|------|---|
| OL40 | COVER PLATE LINE | 2M | <input type="checkbox"/> PW polar white <input type="checkbox"/> IW ivory white <input type="checkbox"/> ES elox silver <input type="checkbox"/> SB soft touch black |
| OL44 | COVER PLATE LINE | 2x2M | <input type="checkbox"/> PW polar white <input type="checkbox"/> IW ivory white <input type="checkbox"/> ES elox silver <input type="checkbox"/> SB soft touch black |
| OL48 | COVER PLATE LINE | 3x2M | <input type="checkbox"/> PW polar white <input type="checkbox"/> IW ivory white <input type="checkbox"/> ES elox silver <input type="checkbox"/> SB soft touch black |



COVER PLATES LINE OL




| type | description | size | colour |
|------|------------------|------|---|
| OL50 | COVER PLATE LINE | 2M | <input type="checkbox"/> PW polar white <input type="checkbox"/> IW ivory white <input type="checkbox"/> ES elox silver <input type="checkbox"/> SB soft touch black |
| OL54 | COVER PLATE LINE | 2x2M | <input type="checkbox"/> PW polar white <input type="checkbox"/> IW ivory white <input type="checkbox"/> ES elox silver <input type="checkbox"/> SB soft touch black |
| OL58 | COVER PLATE LINE | 3x2M | <input type="checkbox"/> PW polar white <input type="checkbox"/> IW ivory white <input type="checkbox"/> ES elox silver <input type="checkbox"/> SB soft touch black |



modular universal

MODUL

Universality in ways you've never seen before.



MOUNTING FRAMES

| height | type | description | width | height | color |
|--------|------|-------------|-------|--------|------------|
| 3M | NM30 | DM30 | 3M | 30mm | yellow |
| 4M | NM40 | DM40 | 4M | 40mm | yellow |
| 7M | NM70 | DM70 | 7M | 70mm | yellow |
| 2x7M | NM23 | DM23 | 2x7M | 23mm | yellow |
| 2x7M | NM21 | DM21 | 2x7M | 21mm | yellow |
| 2x7M | NM23 | HM23 | 2x7M | 23mm | blue |
| 2x7M | NM21 | HM21 | 2x7M | 21mm | blue |
| 1M | NM10 | DM10 | 1M | 10mm | yellow |
| 2M | NM20 | DM20 | 2M | 20mm | yellow |
| 2x2M | NM23 | DM23 | 2x2M | 23mm | yellow |
| 4x2M | NM23 | DM23 | 4x2M | 23mm | yellow |
| 1M | NM11 | DM11 | 1M | 11mm | blue |
| 2M | NM21 | DM21 | 2M | 21mm | blue |
| | | | | | 65x46 DE12 |
| | | | | | 65x62 DE13 |
| | | | | | 68x40 HE10 |
| | | | | | 68x55 HE11 |
| | | | | | 60x49 BE10 |
| | | | | | 60x58 BE11 |



CUBO

BOXES CUBO IP20 AC

| type | description | technical data | size | colour |
|------|-------------------|----------------|------|-----------------|
| AC11 | SURFACE MOUNT BOX | IP20 | 1M | PW polar white |
| AC21 | SURFACE MOUNT BOX | IP20 | 2M | ES extra silver |
| AC41 | SURFACE MOUNT BOX | IP20 | 4M | IW ivory white |

| type | description | technical data | size | colour |
|--------|--|----------------|------|-----------------|
| AC11PW | BOX NO CUBO WITH BACK SIDE COVER IP20 1M | IP20 | 1M | PW polar white |
| AC11ES | BOX NO CUBO WITH BACK SIDE COVER IP20 1M | IP20 | 1M | ES extra silver |
| AC11IW | BOX NO CUBO WITH BACK SIDE COVER IP20 1M | IP20 | 1M | IW ivory white |
| AC21PW | BOX NO CUBO WITH BACK SIDE COVER IP20 2M | IP20 | 2M | PW polar white |
| AC21ES | BOX NO CUBO WITH BACK SIDE COVER IP20 2M | IP20 | 2M | ES extra silver |
| AC21IW | BOX NO CUBO WITH BACK SIDE COVER IP20 2M | IP20 | 2M | IW ivory white |
| AC41PW | BOX NO CUBO WITH BACK SIDE COVER IP20 4M | IP20 | 4M | PW polar white |
| AC41ES | BOX NO CUBO WITH BACK SIDE COVER IP20 4M | IP20 | 4M | ES extra silver |
| AC41IW | BOX NO CUBO WITH BACK SIDE COVER IP20 4M | IP20 | 4M | IW ivory white |

BOXES CUBO IP55 AQ


| type | description | technical data | size | colour |
|------|---------------------------|----------------|------|----------------|
| AQ20 | OUTDOOR SURFACE MOUNT BOX | IP55 | 2M | PW polar white |
| AQ30 | OUTDOOR SURFACE MOUNT BOX | IP55 | 3M | ES grey |
| AQ31 | FLUSH MOUNT BOX | IP55 | 3M | ES grey |

| type | description | technical data | size | colour |
|--------|-----------------------|----------------|------|----------------|
| AQ20PW | BOX NO CUBO IP55 2M | IP55 | 2M | PW polar white |
| AQ20GY | BOX NO CUBO IP55 2M | IP55 | 2M | GY grey |
| AQ30PW | BOX NO CUBO IP55 3M | IP55 | 3M | PW polar white |
| AQ30GY | BOX NO CUBO IP55 3M | IP55 | 3M | GY grey |
| AQ31PW | BOX PO CUBO IP55 3M | IP55 | 3M | PW polar white |
| AQ31GY | BOX PO CUBO IP55 3M | IP55 | 3M | GY grey |
| AQ22PW | BOX NO CUBO IP55 2x2M | IP55 | 2x2M | PW polar white |
| AQ22GY | BOX NO CUBO IP55 2x2M | IP55 | 2x2M | GY grey |

CATALOGUE

Only some products are shown in the Quick Guide. Please contact your seller for the complete catalogue.

MODUL



Cover plates are coated with a spectrum of decorative metal colours.



Award-winning design.



All sockets feature special safety shutters that prevent children touching the live components.



The rectangular boxes provide more space for electrical cables.




The switches are reliable and conform to international standards.




Individual modules and contacts are easily accessible from the front.

TEM

TEM Čatež d.d.
Čatež 13
SI-8212 Velika Loka
Slovenija
tel: +386 (0)7 348 99 00
fax: +386 (0)7 348 99 99
tem@tem.si
www.tem.si



WJ2014EN (18338) 07/2018



TEM



MODUL